



Imprimer ou reproduire à la main chaque bon de commande. Donner un bon de commande à l'enfant. Celui-ci se rend chez le marchand (le parent) et il lui demande la quantité de chaque fruit, notée sur le bon. Exiger de l'enfant qu'il dise bien la quantité et le nom du fruit. Le marchand donne les fruits demandés.




Order slip 1: A rectangular card with a grey border and a folded top-right corner. It contains a grid of fruit images: two bananas in the first column, two lemons in the second, three green apples in the third, and six oranges in the fourth. A blue octagonal badge with the number '1' is on the right side.




Order slip 2: A rectangular card with a grey border and a folded top-right corner. It contains a grid of fruit images: four bananas in the first column, three lemons in the second, two green apples in the third, and four oranges in the fourth. A blue octagonal badge with the number '2' is on the right side.



Order slip 3: A rectangular card with a grey border and a folded top-right corner. It contains a grid of fruit images: three bananas in the first column, two lemons in the second, six green apples in the third, and four oranges in the fourth. A blue octagonal badge with the number '3' is on the right side.



4



5