





























Imprimer ou reproduire à la main chaque bon de commande. Donner un bon de commande à l'enfant. Il complète les cases vides (au crayon à papier) avec les quantités qu'il souhaite (comprise entre 1 et 6). Puis il se rend chez le marchand (le parent) et il lui demande la quantité de chaque fruit, notée sur le bon. Exiger de l'enfant qu'il dise bien la quantité et le nom du fruit. Le marchand donne les fruits demandés.









| | | | |
|---|---|---|---|
| <input type="text"/> | <input type="text"/> | <input type="text"/> | <input type="text"/> |
|  |  |  |  |



| | | | |
|---|---|---|---|
| <input type="text"/> | <input type="text"/> | <input type="text"/> | <input type="text"/> |
|  |  |  |  |

| | | | |
|---|---|---|---|
| <input type="text"/> | <input type="text"/> | <input type="text"/> | <input type="text"/> |
|  |  |  |  |

| | | | |
|---|---|---|---|
|  |  |  |  |
|  |  |  |  |

| | | | |
|---|---|---|---|
|  |  |  |  |
|  |  |  |  |

| | | | |
|---|---|---|---|
|  |  |  |  |
|  |  |  |  |



BEGUE S



